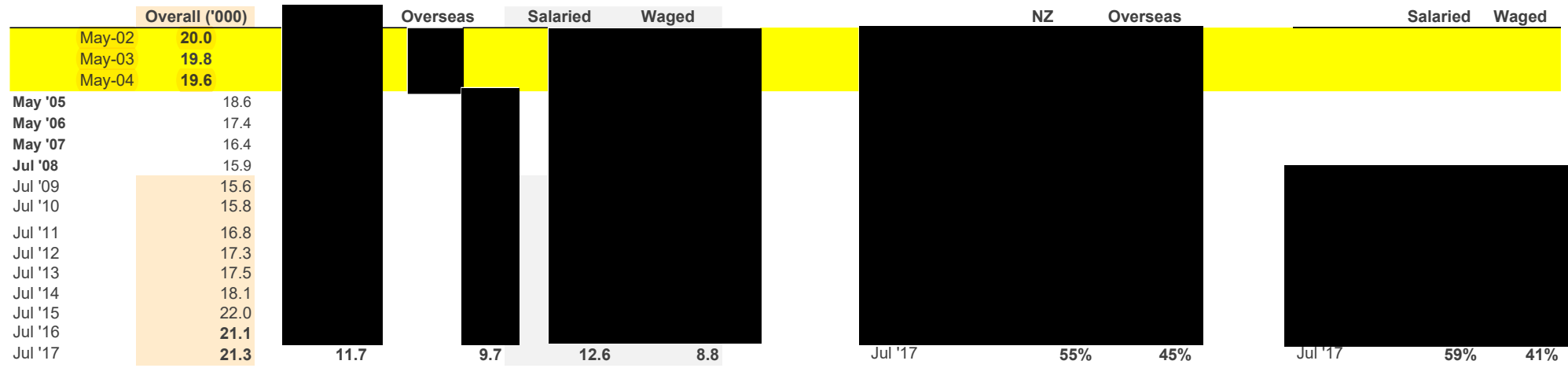

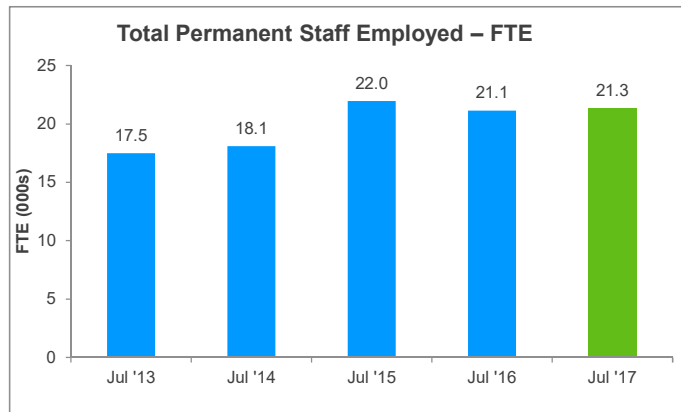


**QD17: EMPLOYMENT BY FTE**

**Staffing Trends - Permanent Full Time Equivalents (Annually)**



Note: The population was restricted to permanent employees only.



**EXECUTIVE SUMMARY**

Fonterra had 21,324 FTE permanent employees as at the last day of FY17, 31 July 2017. This is an increase of 0.84% (+178 FTE) from the previous financial year\*. The ratio of New Zealand to overseas employees has increased by 1% reflecting growth in Global Operations NZ Manufacturing and Fonterra New Zealand.

