

Animal welfare matters

New Zealand's great animal welfare system enhances our reputation as world leaders – let's keep it that way.

Regulations make it easier for MPI to take action against animal mistreatment. Fines for breaching animal welfare regulations start at \$300 for individuals and go up to \$25,000 for businesses. Some breaches may also result in a criminal conviction.

If an animal's welfare is seriously compromised, higher penalties under the Animal Welfare Act 1999 apply.



Check! Are you doing it right?

Encourage others to check too at www.mpi.govt.nz/animalregs

Ask! Email us your questions to animalwelfare@mpi.govt.nz

Tell! Call us about an animal welfare issue on **0800 00 83 33**

Fit for transport

On farm, on road, and on arrival

Although many of the fines associated with stock transporters do have an obligation under the Animal Welfare Act to reject unfit stock.

Load, unload and transport livestock in a manner that does not cause injury or back rub.

Take care transporting livestock with horns or antlers so they do not injure themselves or others.

Comply with all of the conditions on a veterinary certificate.

Use electric prodders only if necessary and according to the regulations.

Ensure young deer (spikers) arrive at the meat processor no later than 72 hours after having their velvet removed, with rings still attached.



Download the free **Fit for Transport** app from the Apple store or Google play store to check your stock on the spot

Animal Welfare Regulations

Transport

For truckies

May 2022

For more information

Many of the regulations come from the codes of welfare. These set out minimum standards and recommended best practices when caring for animals. Codes that may be relevant to you include:

- dairy cattle
- deer
- dogs
- goats
- horses and donkeys
- llamas and alpacas
- pigs
- sheep and beef cattle
- transport within NZ

You can find the regulations, our guidance on the regulations and the codes of welfare on our website at www.mpi.govt.nz/animalregs

Ministry for Primary Industries
Manatū Ahu Matua




■ Collecting stock for transport

Any livestock selected for transport must be healthy and in good condition, free of injury, defects and disease, and not recently castrated or dehorned.

Farmers, or those who **select livestock** for transport, can be fined \$500 for each animal transported with:

- ✗ eye cancer
- ✗ lameness
- ✗ injured or diseased udders
- ✗ ingrown or injured horns or antlers, or
- ✗ in late pregnancy.



Livestock with these conditions can only be transported:

- ✓ with a veterinary certificate, or
- ✓ to another farm, a short distance for treatment.

! You must comply with **all** the conditions on a **veterinary certificate**.




■ Horns

A pointy issue

Transporting livestock with horns or antlers increases the risk of injury and should be avoided where possible.

- ✗ Do not transport an animal with horns or antlers in a manner that causes injury to itself or others.



■ Electric prodder

Transport is stressful to livestock.

- ✗ Do not use unnecessary force.
- ✗ The use of electric prodders is restricted.

There are some limited circumstances, where electric prodders can be used on the muscled hind or forequarters of:

- ✓ cattle over 150 kg
- ✓ pigs over 150 kg (when loading and unloading for transport).


Animals must have space to move away from the electric prodder.

■ Preventing injury during transport

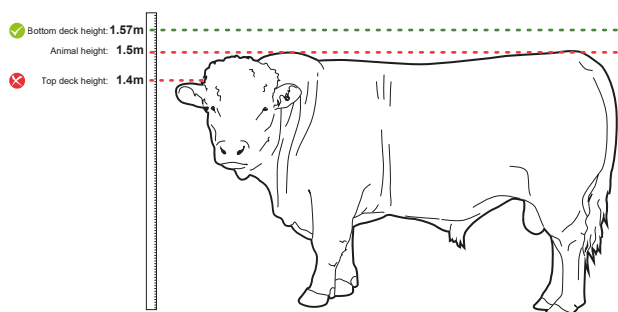
Drive with care

Injuries during transport cause significant pain and distress to livestock.

- ✗ Do not load, unload or transport an animal in a manner that causes injury, or back-rub.



■ Too tall? Make a call



“Back rub” is a **serious injury** caused when an animal rubs against the top of a stock crate, damaging the skin and muscle. It can happen when animals are too tall for the crate, on long journeys, or rough roads.

- ✓ Animals over 1.4 metres at the hip need to be transported on the bottom deck or on a single-decked truck.
- ✓ Ask the supplier if there are any tall stock, so you can plan the best journey and select the right truck.
- ✓ Ask the supplier to draft tall stock into a separate mob before the truck arrives, so they can be loaded separately.