

# Biosecurity New Zealand

Tiakitanga Pūtaiao Aotearoa

## Baggage handlers guide to biosecurity and reporting of contamination

Ministry for Primary Industries  
Manatū Ahu Matua



Version: 9 February 2022

# Housekeeping

- Fire exits
- Bathrooms
- Please turn off mobile phone



# What is biosecurity



**Biosecurity** is the exclusion, eradication or management of pests and diseases that pose a risk to the economy, environment, cultural and social values, including human health.




# Why do we need to protect NZ

## Environment

The unique biodiversity of our natural environment relies on being pest, disease and predator free.

Many native New Zealand species are only found here:

- All native bats, reptiles and native amphibians
- 90% of native freshwater fish, marine molluscs and insects
- 70% of native terrestrial and freshwater birds.





# Why do we need to protect NZ

## Economy: Tourism

We have a booming tourist, film and primary industries because of New Zealand's reputation for being green and clean.

Visitors to NZ can feel safe from biological threats found in many other destinations, if biosecurity control is breached tourists may be less willing to visit NZ.




# Why do we need to protect NZ

## Economy: Trade

A huge 71% of our total exports come from the primary sector, approx. \$37 billion.

We are one of the world's biggest dairy and sheep meat exporter. We also supply the world with fruit, vegetables and forest produce.

Our economy, people and environment depend on our animals and land being healthy.



# Why do we need to protect NZ

## Social: Health & Lifestyle

NZ is free of dangerous wildlife such as snakes, scorpions and most venomous creatures as well as insects that carry serious human diseases.

It means we can enjoy being here without the threat of exotic diseases such as dengue fever or malaria.



# Who is responsible

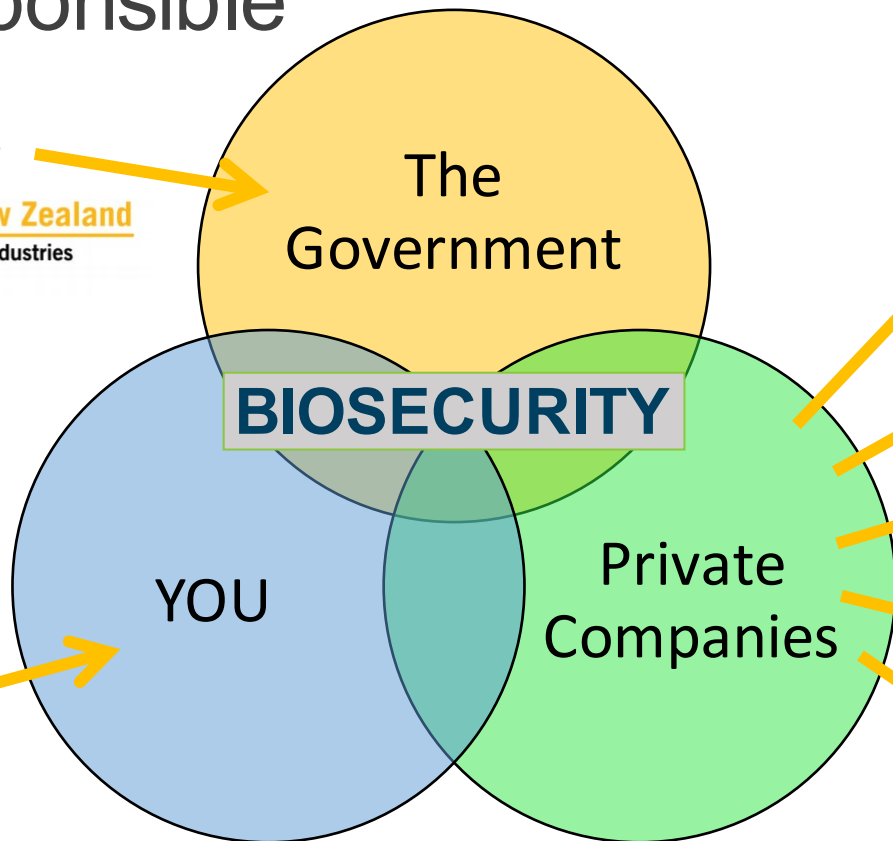
Ministry for Primary Industries  
Manatū Ahu Matua



**Biosecurity New Zealand**

Ministry for Primary Industries  
Manatū Ahu Matua

All New Zealanders



People working at the PoFA

Airlines

Ground handlers

Cleaners

Contractors





# What is a PoFA (Place of First Arrival)

A place of first arrival is an area of land, buildings, harbour, wharf and/or berthing areas that receives international aircraft / vessels and cargo, i.e. airport or seaport.



# The biosecurity system


You



Pre-border

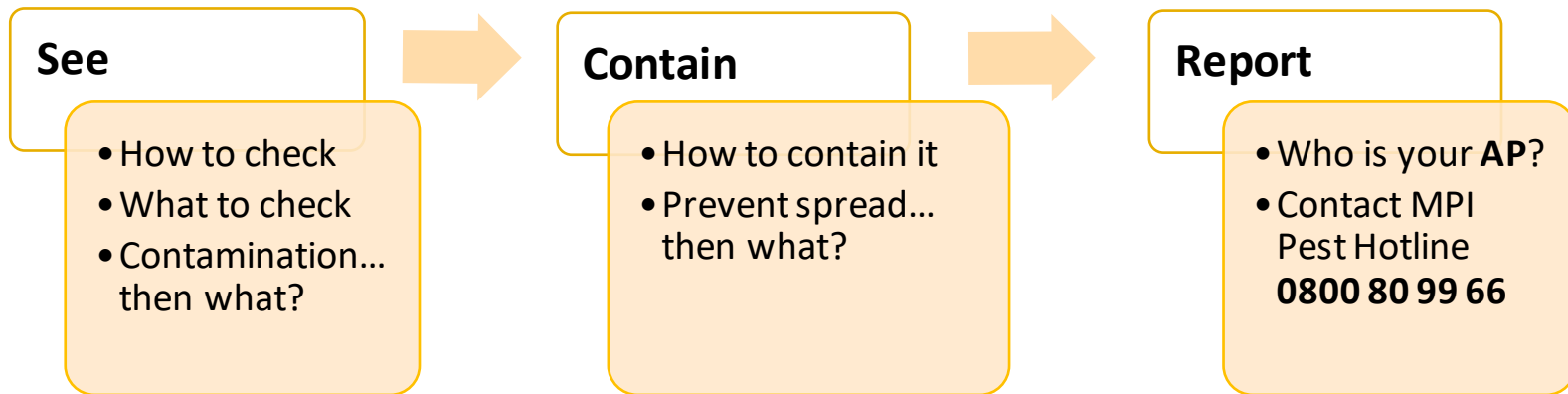
Border

Post-border



# Biosecurity responsibilities working at a PoFA

If you see any pest not normally seen in NZ you need to follow the below three steps.



AP: Accredited person

# Biosecurity responsibilities working at a PoFA

## What is an AP?

Facilities receiving containers must have one or more accredited persons available to check containers.

An accredited person is trained and appointed under section 103(7) of the Biosecurity Act to perform particular functions, and follow direction from an MPI inspector or authorised person.

Their responsibilities include checking containers, cargo and packaging for biosecurity contamination and reporting this to MPI.





# See: How to check

## Visual



# See: How to check

Exterior check

Exterior surface



Curtain – Lift the curtain carefully



# See: How to check

## Interior surfaces and corners

- Have a torch and spray on hand
- Check as you are unloading
- Check again once empty



# Report: Who

- Airports that receive containers: Ensure you know who the AP on shift is.
- Airports that don't receive containers: Ensure you know the MPI hotline number **0800 80 99 66**.





# Report: Contamination Charts

## Contamination Charts

Use these charts to know the actions to take and when to notify MPI. Contamination is any harmful pests or diseases, organic material in or on the container or cargo and packaging material. The list of contaminants is not limited to those provided on the charts.

### Living examples

#### Live animals

Contain the animal in a specific area or inside the container.  
Don't put yourself in danger.

Report it - Call MPI on 0800 80 99 66 as soon as practical and your local MPI office if appropriate.

Tell your TF Operator or PoFA manager/supervisor.

Record it on an Air Container Report (only for Air Containers).  
Record it on the Container Checks website.



#### Live insects and spiders

Spray with insecticide and contain it.

Report it - Call MPI on 0800 80 99 66 as soon as practical and your local MPI office if appropriate.

Tell your TF Operator or PoFA manager/supervisor.

Record it on an Air Container Report (only for air containers).  
Record it on the Container Checks website.



#### Live ants

Spray with insecticide and contain it.

Report it - Call MPI on 0800 80 99 66 as soon as practical and your local MPI office if appropriate.

Tell your TF Operator or PoFA manager/supervisor.

Record it on an Air Container Report (only for air containers).  
Record it on the Container Checks website.



#### Live fungi

Contain it by securing in container or shrink wrapping the consignment.

Report it - Call MPI on 0800 80 99 66 as soon as practical and your local MPI office if appropriate.

Tell your TF Operator or PoFA manager/supervisor.

Record it on an Air Container Report (only for air containers).  
Record it on the Container Checks website.



### Dead examples

#### Dead animal or animal product

Contain it.

Report it - Call MPI on 0800 80 99 66 as soon as practical and your local MPI office if appropriate.

Tell your TF Operator or PoFA manager/supervisor.

Record it on an Air Container Report (only for air containers).  
Record it on the Container Checks website.



#### Dead high risk insects

Contain it.

Report it - Call MPI on 0800 80 99 66 as soon as practical and your local MPI office if appropriate.

Tell your TF Operator or PoFA manager/supervisor.

Record it on an Air Container Report (only for air containers).  
Record it on the Container Checks website.



#### Dead insect or spider

Contain it and dispose of in the biosecurity bin.

Record it on an Air Container Report (only for air containers).  
Record it on the Container Checks website.



#### Dead plant product or soil

**Large Amount:**  
(more than 20g)

Contain it.

Report it - Call MPI on 0800 80 99 66 as soon as practical.

Tell your TF Operator or PoFA manager/supervisor.

Record it on an Air Container Report (only for air containers).

Record it on the Container Checks website.

**Small Amount:**  
(less than 20g)

Contain it.

- Use biosecurity equipment to sweep it up and dispose of in the biosecurity bin.
- Double bag if necessary.
- Make sure bin is lined.

Record it on an Air Container Report (only for air containers).

Record it on the Container Checks website.



### High risk examples

#### Seeds and pooled water

Close the container.

Report it - Call MPI on 0800 80 99 66 as soon as practical and your local MPI office if appropriate.

Tell your TF Operator or PoFA manager/supervisor.

Record it on an Air Container Report (only for air containers).  
Record it on the Container Checks website.



#### Plant, fruit and other examples

Contain it.

Report it - Call MPI on 0800 80 99 66 as soon as practical and your local MPI office if appropriate.

Tell your TF Operator or PoFA manager/supervisor.

Record it on an Air Container Report (only for air containers).  
Record it on the Container Checks website.



### Inorganic examples

#### Inorganic examples

Check for visible biosecurity contamination.

If no contaminants, dispose of in normal bin.  
If contaminated or you are in doubt, use biosecurity equipment to sweep it up and dispose of in the biosecurity bin.

Reminder: Empty used cartons used for packaging meat, fruit and plant products should be considered as biosecurity waste and treated as biosecurity contamination.

Record it on an Air Container Report (only for air containers).  
Record it on the Container Checks website.



See

Contain

Report



**MPI Hotline: 0800 80 99 66**

Local Office:

**Sea container inspections must be recorded on the Container Checks Website, even if you do not find contamination.**



# Report:

## Packaging Charts

### Packaging Chart

Use this chart to know the actions to take and when to notify MPI. Contamination is any harmful pests or diseases, organic material in or on the container or cargo and packaging material. The packaging listed below is not limited to those provided on the charts.

#### Wood with an ISPM 15 stamp

**Devan** (unload) the container carefully, looking for any contaminants.

**Record it** on a Log Sheet.

**If contaminated:**

**Record it** on an Air Container Report (only for air containers).

**Record it** on the Container Checks website.



#### Wood with no or incorrect ISPM 15 stamp

**Treat** as a biosecurity risk

**Report it** - Call MPI on **0800 80 99 66** as soon as practical.

**Tell** your TF Operator or PoFA manager/supervisor.

**Record it** on an Air Container Report (only for air containers).

**Record it** on the Container Checks website.



#### It is contaminated or there are signs of insects

**Spray** with insecticide if there are signs of insects.

**Contain** it by **securing** in container or **shrink wrapping** the consignment.

**Report it** - Call MPI on **0800 80 99 66** as soon as practical.

**Tell** your TF Operator or PoFA manager/supervisor.

**Record it** on an Air Container Report (only for air containers).

**Record it** on the Container Checks website.



#### Pressed wood or not wood

**Devan** (unload) the container carefully, looking for any contaminants.

**Follow** the Contamination Charts for the appropriate action to take if you find contaminants.



See



Contain



Report



**MPI Hotline: 0800 80 99 66**

Local Office:

Sea container inspections must be recorded on the Container Checks Website, even if you do not find contamination.

July 2021

More info at: <https://containerchecks.maf.govt.nz>



# Equipment

Biosecurity equipment includes:

1. Biosecurity bin
2. Bin liner
3. Torch
4. Dual action insecticide spray
5. Broom, dustpan and brush
6. Labels

May also include additional items like specimen jars.

