



New Zealand Food Safety

Ministry for Primary Industries

Manatū Ahu Matua

China Registration of Food (Manufacturing) Establishments

(Decree 248)



What we'll cover

- 01 — What is Decree 248 and who needs to register?
- 02 — The two methods of China manufacturer registration
- 03 — Process for self-registration
- 04 — Managing your registration

NOTE: information current as of March 2025 but may be subject to change. This presentation covers registration requirements per Decree 248 – other registration requirements may still apply

Who needs to register under Decree 248



- Manufacturers of most foods and beverages
- Human consumption only
- Some stand-alone cold storage establishments*



- Manufacturers of food additives and food-related products
- Ambient stores that do not process/pack/re-pack
- Exporters not involved in manufacturing/storing



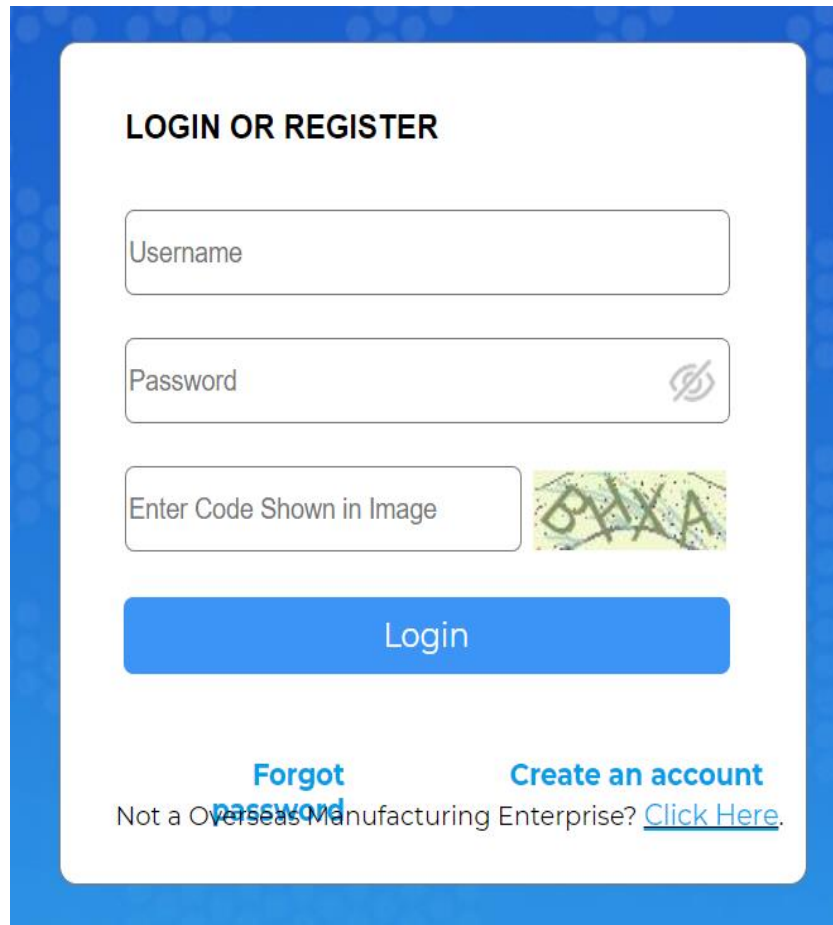
Other registrations outside of Decree 248**:

- Live seafood
- Fresh fruit
- Products not for human consumption (for example, petfood, hides, skins, fishmeal)

* For example, for meat and aquatic products

** Not exhaustive

China Import Food Enterprises Registration (CIFER)



The image shows a web form titled "LOGIN OR REGISTER" with a blue border. It contains three input fields: "Username", "Password" (with a toggle icon), and "Enter Code Shown in Image" (with a CAPTCHA image showing the characters "5YXA"). Below the fields is a blue "Login" button. At the bottom, there are links for "Forgot password" and "Create an account", and a note: "Not a Overseas Manufacturing Enterprise? [Click Here](#)."

- The website address is <https://cifer.singlewindow.cn>
- To apply for registration, you need a CIFER account/login
- Your login is linked to your MPI registration number
- Each CIFER account links to only **one** establishment (location) and **one** MPI registration number. If you have more than one establishment, you'll need more than one CIFER account

The two methods of registration

1 MPI recommendation

Manufacturer A



MPI



GACC
海关总署

2 Self-registration

Manufacturer B



GACC
海关总署

Method depends on product category

1 Via MPI recommendation to GACC

9 product categories

1. meat (including independent cold stores)
2. casings
3. aquatic products (excluding live aquatic animals) (including independent cold stores)
4. dairy products (including infant and young children formula dairy products)
5. bee products
6. edible fats and oils
7. malt
8. food for special dietary use (FSDU)
9. health food with SAMR filing or SAMR registration certificates



Method depends on product category

2 Self-registration directly with GACC

- If the product is not one of the 9 product categories it likely will be self-registration
- For example, fruit juice, confectionery, wine, most processed foods, frozen fruit



Check if your product needs self-registration or MPI recommendation

Login to CIFER and select 'Product type query'

Enter the HS code and CIQ code under 'Screening conditions'

Check the 'Officially recommended registration' column:

- **NO** = self-registration
- **YES** = MPI recommendation

China International Trade Single Window | China Import Food Enterprise Registration

front page Product type query

Screening conditions

HS code Product name CIQ code

Query Reset

*if the HS/CIQ code of relevant product is not found, your product does not need to apply for overseas enterprise registration in this system at present.

Orde...	HS code	Product name	CIQ code	CIQ name	Product range	Product category	Officially ...
1	1704900000	Other non-cocoa sweets (including white chocolate)	101	Other confections (including white chocolate) without cocoa (synthetic sugar)	Sugars (including raw sugar, table sugar, lactose, syrup, etc.)	Other sugars	NO
2	1704900000	Other non-cocoa sweets (including white chocolate)	102	Other confectionery (including white chocolate) not containing cocoa (hard candy)	Candy, chocolate (including chocolate, cocoa butter substitute and its products)	Candy	NO



Process for self-registration

How to self-register

- See MPI guidance on using the CIFER system [here](#)
- Apply online at <https://cifer.singlewindow.cn/>
- Log in, or create an account if you don't already have one

Registered List

EN 中

LOGIN OR REGISTER

Username

Password

Enter Code Shown in Image

BBV-9

Login

Forgot password

Not an Overseas Manufacturing Enterprise? [Click Here.](#)

Create an account

• Select EN for the English version of the CIFER. When EN is shaded blue, it has been selected

• Select 'Create an Account' if you do not have a user account

Creating a new account

(only if you don't already have one for that establishment)

Overseas or HK & MAC & TW Regions of China Account

*User Name

*Password

*Re-enter Password

*Country/Region

Registration Number 

Select NZL

MPI registration number

Getting the 'Registration Number' right is important, as once the account is set up, you can't change this

Main menu

The screenshot shows the main interface of the China Import Food Enterprise Registration system. The top navigation bar includes the logo, the title 'China Import Food Enterprise Registration', and a user profile section with 'Your username' and a 'Logout' button. A left-hand sidebar menu is highlighted with an orange box and labeled 'Main menu'. The main content area displays a 'System Announcement' table with columns for title, release date, and publisher.

Click your username for the user account management menu, for example, to change the login password, email or phone

Logout

标题	发布日期	发布者
关于开展智慧海关建设2023年度十佳项目评选的通知	2024/01/01	中国电子口岸数据中心
Bulletin about system maintenance	2023/07/20	China E-port Data Cen...
Notice about the only official portal of registration	2023/04/28	China E-port Data Cen...
Notice: please contact the department of animal and plant quarantine...	2023/02/24	China E-port Data Cen...

Main menu – useful items

The image displays two screenshots of the 'China Import Food Enterprise Registration' application. The left screenshot shows the main menu with a list of options. The right screenshot shows a detailed view of the 'Application for registration' option, with callouts explaining its function.

Main Menu Options (Left Screenshot):

- Application for registration
- Application for modification
- Application for extension
- Application for cancellation
- Notification
- Reexamination
- Rectification
- Integrated query
- Account certification
- Product type query
- Operation manual
- FAQ
- Contact us
- Version Description

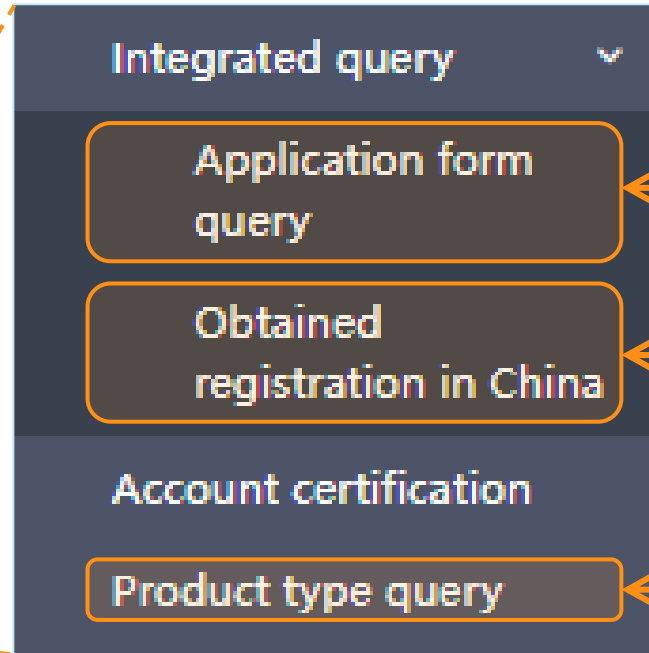
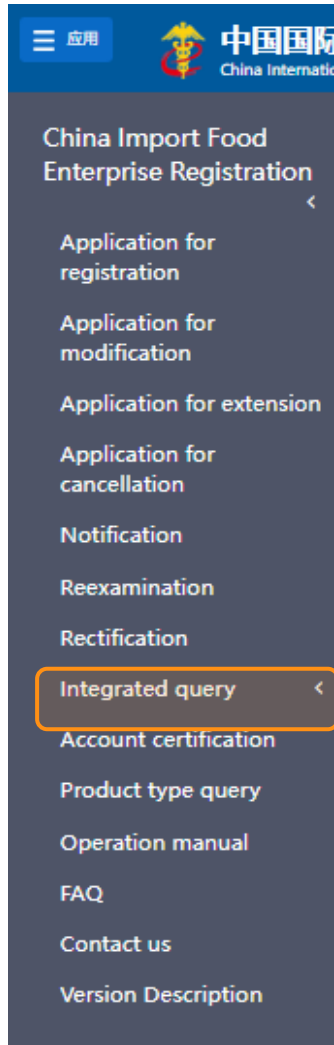
Application for registration (Right Screenshot):

- Application for registration
- Application for modification
- Application for extension
- Application for cancellation

Callouts (Right Screenshot):

- Apply for a New Registration
- Apply for modification (change information in an existing registration)
- Apply to renew an existing registration
- Apply to cancel an existing registration

Main menu – useful items



● Check status of applications

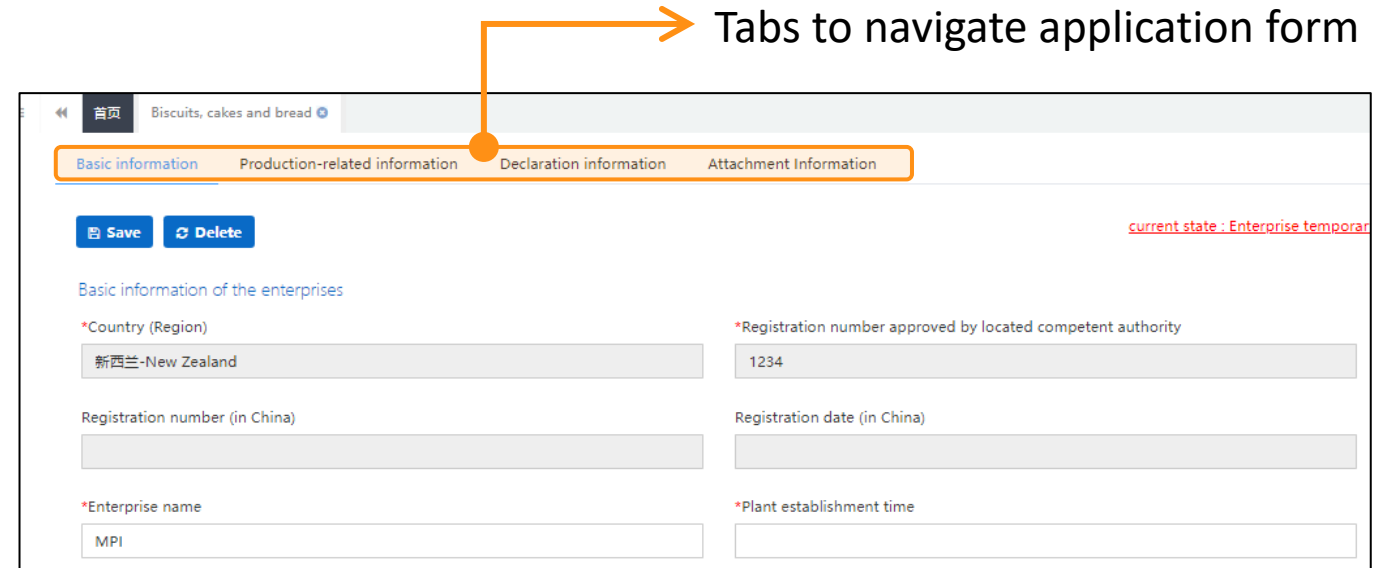
● Check details of current registrations

● Check product category and registration method for specific HS/CIQ codes

Applying for a registration


What to look for in your application form:

- Red asterisks show compulsory information
- Make sure name and address match MPI-registered information **exactly** (e.g. Ltd or Limited)
- Click 'save' to save draft as you go (to edit drafts later – 'Application form query')



The screenshot shows a web application interface for 'Biscuits, cakes and bread'. At the top, there are four tabs: 'Basic information', 'Production-related information', 'Declaration information', and 'Attachment Information'. An orange arrow points from the text 'Tabs to navigate application form' to these tabs. Below the tabs, there are 'Save' and 'Delete' buttons. The form contains several fields with red asterisks indicating compulsory information: '*Country (Region)' with '新西兰-New Zealand', '*Registration number approved by located competent authority' with '1234', 'Registration number (in China)', 'Registration date (in China)', '*Enterprise name' with 'MPI', and '*Plant establishment time'. A red text label 'current state : Enterprise temporar' is visible in the top right corner.

- Upload registration document issued by MPI or by your local council



The screenshot shows a text field with the label '*Licensed production certificate issued by the competent authority of the country (region)'. To the right of the text field is a blue button labeled 'Upload attachments'. An orange arrow points from the text 'Click to upload' to the button.

- Complete and upload the Declaration of the manufacturer



The screenshot shows a section titled 'declaration of manufacturer'. It contains a text field with the label '*Please download the [enterprise declaration](#) and sign as required,upload scanned copy'. Below the text field, there are two buttons: a blue button labeled 'Click to download' and a blue button labeled 'Upload attachments'. Orange arrows point from the text 'Click to download' to the first button and from the text 'Click to upload' to the second button.

Reviewing and submitting your application

Application for registration Fermented wines and prepared Fermented wines

Basic information Production-related information Declaration information Attachment Information

Save delete current state : Enterprise temporary saved

Attachment information

Tips:

1. *.jpg*.jpeg*.gif*.png*.bmp*.pdf files can be uploaded. The size of single file cannot be exceed 4MB.

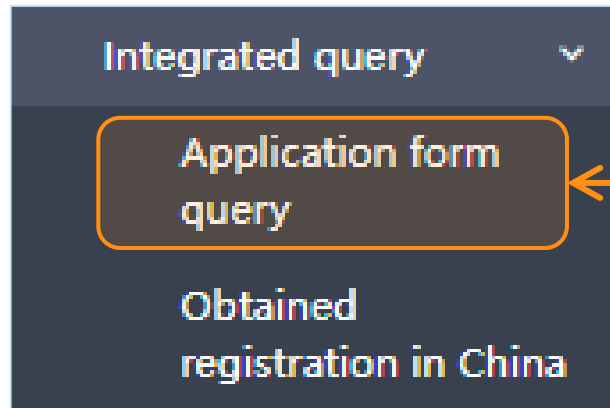
2. Please return to the information entry page or enter the perview page to supplement the attachment.

Order No.	Attachment type	Required	Attachment name	Actions
1	Licensed production certificate issued by the competent authority of the country (region)	Yes	Attachment 1.pdf	Delete Download
2	Product photo	No		Delete Download
3	Product photo		Delete Download	
4	Declaration of the manufacturer	Yes	Attachment 2.pdf	Delete Download
5	Processing flow chart	No		Delete Download

Previous page Preview

On the final page, click **Preview**. Review the information, then click **Submit**

Checking the status of your application



● Check status of application

- Check application progress in CIFER using Integrated query → **Application form query**
- **Acception/accepted/ being accepted by GACC** = your application has been received by GACC and is being reviewed

Checking the status of your application

Results of review by GACC:



Approved

GACC has approved the application



Returned

(‘Supplementation and correction’) GACC wants you to edit the application and resubmit. Click the View link under ‘Customs feedback’ to see GACC’s feedback



Refused

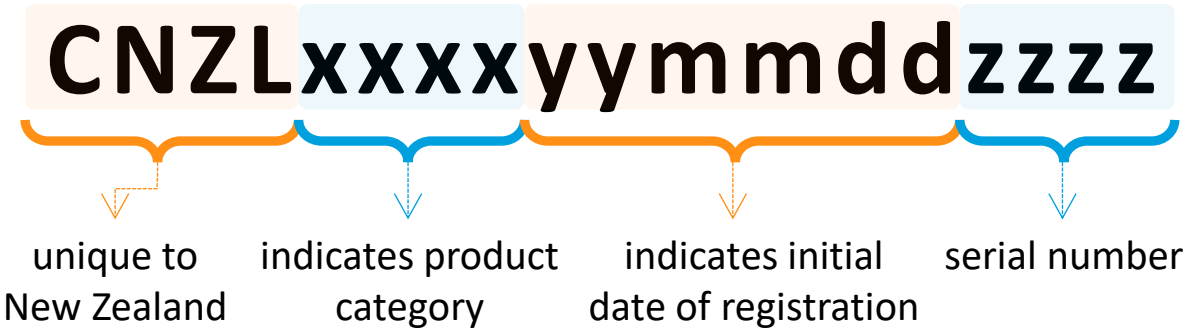
GACC has rejected the application



Order...	Application ser...	Registration nu...	Application time	Product category	Application type	Application sta...	Customs feedb...	Institutional fe...	Handle steps	UpdateTime	Actions
1	Unique Number	Unique Number	Time /date	Fermented wines and prepared Fermented wines	Registration application	Approved	View	View	China customs	Time /date	View

Once an establishment is registered

Import declaration must include China Registration number:



China Registration number can be found here (if registered): <https://ciferquery.singlewindow.cn/>

中华人民共和国海关总署
General Administration of Customs of the People's Republic of China

Registration information of overseas manufacturers of imported food

Registration information of manufacturers in Hong Kong, Macao and Taiwan

Product Categories CATEGORY

Country (Region) COUNTRY(REGION)

Country (region) registration number OVERSEAS REG. NO.

Registration Number in China CHINA REG. NO.

state STATE

Company Name ENTERPRISE NAME



Managing your registration

Making changes to your registration

(and specific changes that require new registration)



- After your registration has been approved, you can **apply to modify** your registration if you need to make changes to your registration information. For example:
 - To add new products (ie HS/CIQ codes) within the same overall product category
 - To change the company name
 - To update any other information in your registration



- In the following circumstances, you need to apply for a **new** registration:
 - Relocation of manufacturing premises
 - Change of MPI Registration number
 - If your legal representative changes due to a change of company ownership

Apply for renewal

GACC registrations are valid for 5 years

- Expiry date can be found in the [public register](#) or by logging into CIFER
- You should start thinking about applying to **renew** (*'application for extension'*) your registration **at least** 6 months before the expiry date

date of registration	registration validi...
REG. DATE	REG. EXPIRE DATE
2021-11-17	2026-11-17
2021-11-30	2026-11-30



Current MPI guidance

Information available

- [China Registration of Food Establishments \(Decree No. 248\)](#)
- [China Establishment Registration Process for Food \(for products within the scope of Decree No. 248 that require MPI recommendation\)](#)
- [MPI China OMAR page](#)
- [CIFER guidance](#)
- [MPI Webinars](#)



Subscribe to keep informed of new MPI publications
<https://www.mpi.govt.nz/news/subscribe-to-mpi/>



Animal products exports (including OMARs)



New Zealand Food Safety

Ministry for Primary Industries

Manatū Ahu Matua

Thank you!

Questions on self-registration?

Contact Exporter Help:

ExporterHelp@mpi.govt.nz

Questions on MPI-recommended registration?

Contact Country Listings:

CountryListings@mpi.govt.nz

